



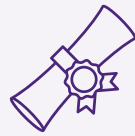
OVER 10 YEARS OF EXPERIENCE

Providing Tuition Fee and entry requirement data to UK institutions for the last 10 years



Excel databases listing individual course entry requirements and tuition fees

Circa **24,000 UG & 18,000 PGT** courses at



200

UK institutions



Standard and Non-Standard fees columns to enable easier numerical analysis

PG filters to identify study mode, length of study, enrolment date and teaching model

"The datasets have made a huge impact on our university fee setting decisions. TKP has kept us well-informed on the fees collection progress, helping us plan our analysis and report the findings in a timely manner"

Business Insight Manager, University in South West England



An important tool for the tuition fee setting process

A valuable resource to support new course development research



Options to add data for previous years and university & subject metrics



Access the right data for the task



Undergraduate


A database of full-time degree level courses, with options to view international tuition fees data, entry requirements information, or both!



Postgraduate Taught

A database of all Postgraduate Taught courses offered, with listings of:

- UK and International tuition fees
- Alumni discounts
- UK academic entry requirements and English language (IELTS) requirements
- Course structure – delivery method (e.g. online, campus-based), study mode, length and start date period (e.g. Autumn, Winter, Multiple)




Combination

Discounts available for purchasing multiple databases together

Integrated Add-on

Option to additionally integrate subject-level data on league table ranks, student satisfaction and research excellence (REF) scores.



BENCHMARK	EXAMINE	EXPLORE	IDENTIFY	DISCOVER	ACCESS	FILTER	COMPARE
Benchmark your fees & entry requirements against other providers	Examine alumni discounts for PGT entrants	Explore competitor approaches to EU fees post Brexit	Identify courses with different enrolment dates for the upcoming cycle	Discover newly emerging course areas and assess the level of competition	Easily access further information through indiv. course page URLs	Easily filter subject or institutional groups	Compare the length of study of full-time PGT courses

COURSES 360: THE ULTIMATE COURSE & TUITION FEE DATABASES

Phone: 020 3963 4693

Email: fees@theknowledgepartnership.com

Web: www.theknowledgepartnership.com/our-services/courses-360/



Knowledge Partnership